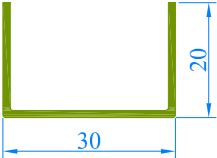
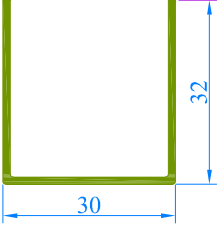
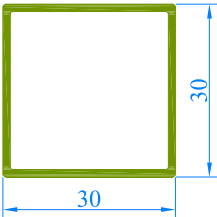
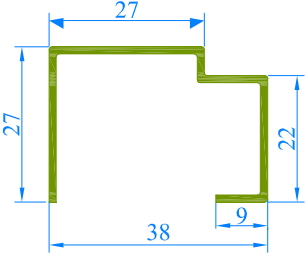
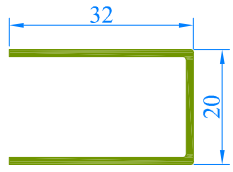
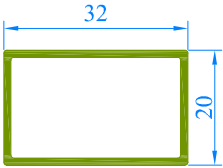
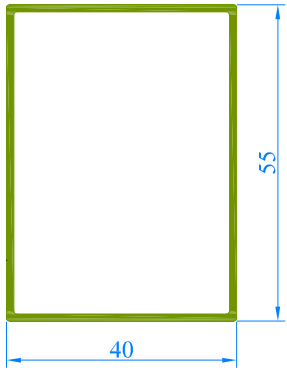
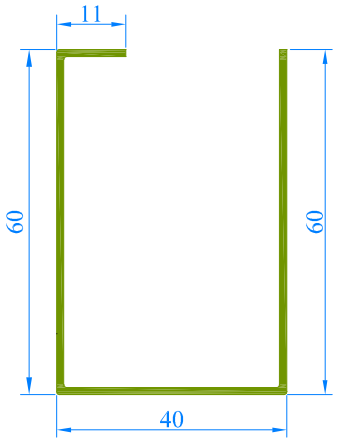


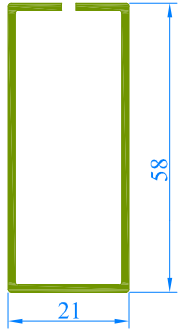
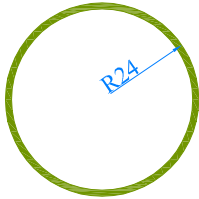

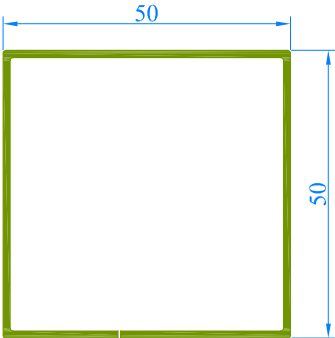
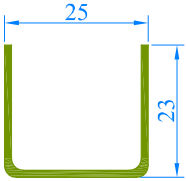


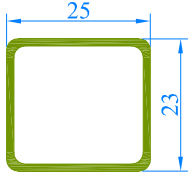
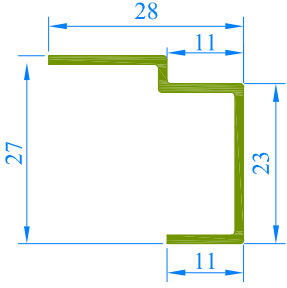
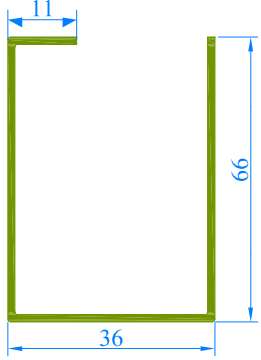
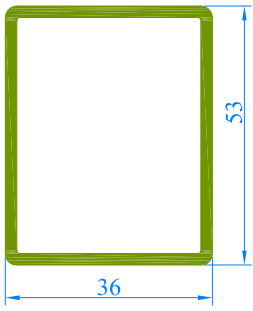
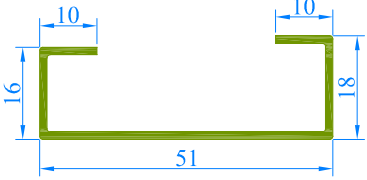
DESTEK SACI TABLOSU

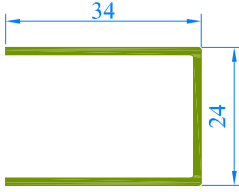
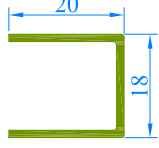
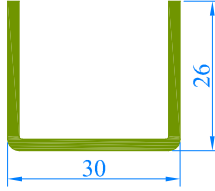
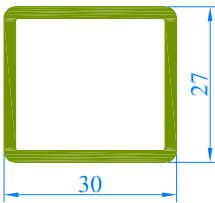
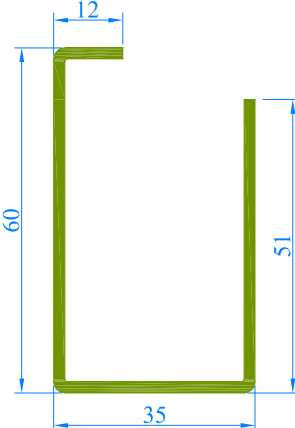
DESTEK SAÇLARI VE KULLANIM ALANLARI ÖLÇÜ, KALINLIK VE AĞIRLIKLARI


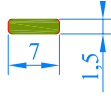

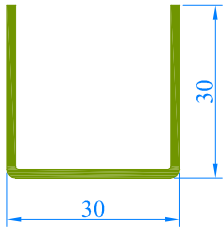
DESTEK SACI	ÜRÜN KODU	KULLANIM YERLERİ	KALINLIK VE AĞIRLIK kg/m		
			1.25mm	1.55mm	2.05mm
	DS01001	6001 & 6054 PERVAZLI KASA PROFİL SACI	0.630	0.766	1.004
	DS01002	6002 SÜPER KASA PROFİL SACI	0.864	1.053	1.381
	DS01023-K	6002-6022-6024 PROFİLLERİ ve HAREKETLİ ORTA KAYIT PROFİLLERİNDE KULLANILIR.		1.307	1.698
	DS01003	6003 NORMAL VE 6004 DAMLALIKLI KANAT 6027 HAYAT VE 6028 ALTERNATİF KANAT PROFİL SACI	0.866	1.071	1.397
	DS01004	6005 ORTA KAYIT PROFİL SACI	0.734	0.906	1.193
	DS01044-K	6005 ORTA KAYIT PROFİL SACI	0.972	1.072	1.382

DESTEK SACI	ÜRÜN KODU	KULLANIM YERLERİ	KALINLIK VE AĞIRLIK kg/m		
			1.25mm	1.55mm	2.05mm
	DS01005-G	6007 KAPI KANAT PROFİL SACI	1.687	2.074	2.695
	DS01005-K	6007 NORMAL KAPI 6008 DIŞARI AÇILAN KAPI KANAT PROFİL SACI	1.705	2.125	2.865
	DS01006-G	6007 KAPI KANAT 6008 DIŞARI AÇILAN KAPI KANAT PROFİL SACI	1.547	1.916	2.512

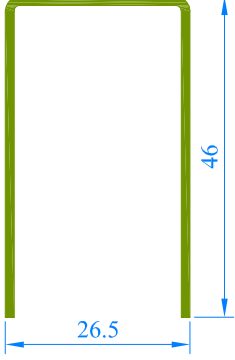
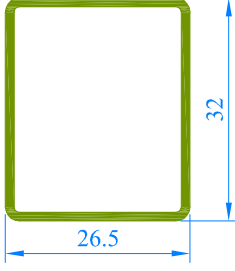
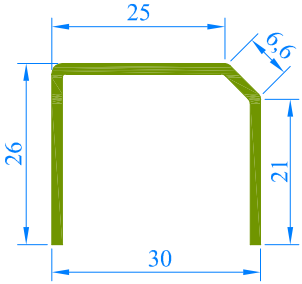
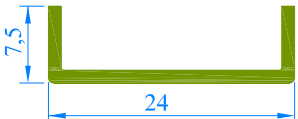
DESTEK SACI	ÜRÜN KODU	KULLANIM YERLERİ	KALINLIK VE AĞIRLIK kg/m		
			1.25mm	1.55mm	2.05mm
	DS01007-K	6013 GENİŞ BAĞ PROFİL SACI	1.402	1.754	2.307
	DS01008	6016 ADAPTÖR BORU PROFİL SACI		1.700	2.300
	DS01009	6008 DIŞARI AÇILAN KAPI PROFİL SACI	0.430		
	DS01010-K	6020 60 x 60 KUTU 6051 60 x 100 ODACIKLI KUTU PROFİL SACI	1.738	2.254	2.951
	DS01011	5201 KASA 5203 O.KAYIT 5209 D.AÇILAN KAN. 5207 H.O.KAYIT 5212 YENİ KANAT PROFİLLERİNDE	0.634	0.778	1.020

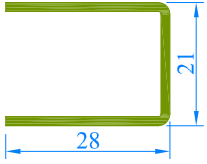
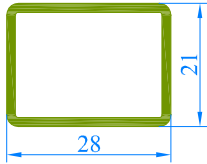
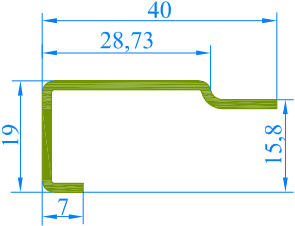
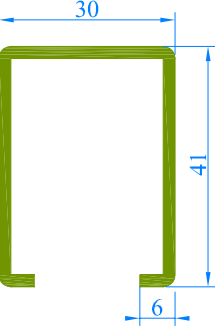

DESTEK SACI	ÜRÜN KODU	KULLANIM YERLERİ	KALINLIK VE AĞIRLIK kg/m		
			1.25mm	1.55mm	2.05mm
	DS01011-K	5201 KASA 5203 ORTA KAYIT PROFİL SACI		1.024	1.319
	DS01012	5202 KANAT PROFİL SACI	0.546	0.670	0.832
	DS01013-G	5204 KAPI KANAT PROFİL SACI	1.642	2.022	2.640
	DS01013-K	5204 KAPI KANAT PROFİL SACI	1.516	1.889	2.464
	DS01014	7401 & 7403 SÜRME KASA PROFİLLERİNİN SACI	0.914	1.118	1.444

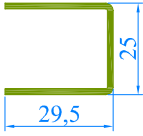
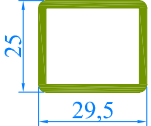
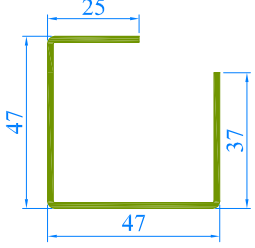
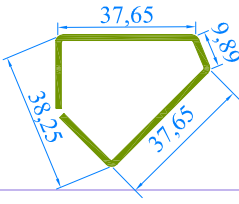



DESTEK SACI	ÜRÜN KODU	KULLANIM YERLERİ	KALINLIK VE AĞIRLIK kg/m		
			1.25mm	1.55mm	2.05mm
	DS01015	7402 KANAT PROFİL SACI	0.835	1.029	1.350
	DS01017	7403 SÜRME FİX KASA PROFİL SACI	0.509	0.624	0.795
	DS01018	6030 & 6040 SİSTEM SERİLERİ KASA, KANAT, O.KAYIT VE H.ORTA KAYIT ÜNİVERSAL SAC	0.753	0.930	1.224
	DS01018-K	6030 & 6040 SİSTEM SERİLERİ KASA, O.KAYIT VE H.ORTA KAYIT ÜNİVERSAL SAC		1.213	1.570
	DS01019-G	6045 KAPI KANAT PROFİL SACI 6048 KAPI KANAT PROFİL SACI	1.460	1.795	2.339

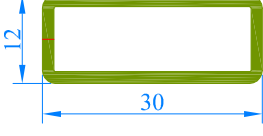
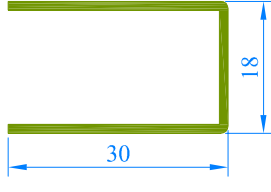
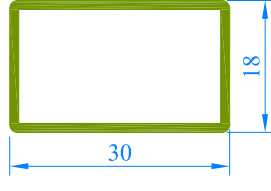
DESTEK SACI	ÜRÜN KODU	KULLANIM YERLERİ	KALINLIK VE AĞIRLIK kg/m		
			1.25mm	1.55mm	2.05mm
	DS01019-K	6045 KAPI KANAT PROFİL SACI 6048 KAPI KANAT PROFİL SACI	1.573	1.960	2.559
	DS01020	6040-6030 KANAT PROFİLLERİ MENTEŞE SACI			
	DS01021-K	6052 60 x 100 ODACIKSIZ KUTU PROFİL SACI		3.190	4.207
	DS01023	6022 & 6024 SİSTEM SERİLERİ KASA, O.KAYIT VE H.ORTA KAYIT ÜNİVERSAL SAC	0.827	1.008	1.322

DESTEK SACI	ÜRÜN KODU	KULLANIM YERLERİ	KALINLIK VE AĞIRLIK kg/m		
			1.25mm	1.55mm	2.05mm
	DS01023-K	6002-6022-6024 6027-6028-6029 PROFİLLERİNDE KULLANILIR.		1.307	1.698
	DS01026-K	7406 YENİ SÜRME KASA PROFİL SACI	1.073	1.264	1.633
	DS01027-K	7407 SÜRME SİNEKLİK RAY KASA PROFİL SACI	0.566	0.655	0.811
	DS01028-K	7408 SİNEKLİK KANAT PROFİL SACI 7409 SİNEKLİK O.KAYIT PROFİL SACI	0.663	0.772	0.967

DESTEK SACI	ÜRÜN KODU	KULLANIM YERLERİ	KALINLIK VE AĞIRLIK kg/m		
			1.25mm	1.55mm	2.05mm
	DS01025	5210 DIŞARI AÇILAN KAPI KANAT PROFİL "U" SACI	1.115	1.330	1.740
	DS01025-K	5210 DIŞARI AÇILAN KAPI KANAT PROFİL "KUTU" SACI	1.050	1.240	1.590
	DS01029	6022 - 6024 6023 - 6025 6027 - 6028 VE 6029 PROFİLLERİNDE KULLANILIR.	0.722	0897	1.183
	DS01030	5200 DIŞARI AÇILAN KAPI KANAT MENTEŞE SACI	0.000	0.000	

DESTEK SACI	ÜRÜN KODU	KULLANIM YERLERİ	KALINLIK VE AĞIRLIK kg/m		
			1.25mm	1.55mm	2.05mm
	DS01031	6232 HAYAT EKO KASA 6234 ALT. HAYAT EKO KASA 6233 HAYAT EKO ORTA KAYIT 6235 ALTERNATİF EKO O.KAYT	0.694	0.859	1.126
	DS01031-K	6232 HAYAT EKO KASA 6234 ALT. HAYAT EKO KASA 6233 HAYAT EKO ORTA KAYIT 6235 ALTERNATİF EKO O.KAYT	0.889	1.058	1.420
	DS01032	6236 ALTERNATİF HAYAT EKONOMİK KANAT PROFİLİ	0.627	0.771	1.008
	DS01033	6237 HAYAT KAPI KANAT İÇERİ AÇILAN 6238 HAYAT KAPI KANAT DIŞARI AÇILAN	1.145	1.408	1.794
	DS01033-K	6237 HAYAT KAPI KANAT İÇERİ AÇILAN 6238 HAYAT KAPI KANAT DIŞARI AÇILAN	1.277	1.572	2.006

DESTEK SACI	ÜRÜN KODU	KULLANIM YERLERİ	KALINLIK VE AĞIRLIK kg/m		
			1.25mm	1.55mm	2.05mm
	DS01034	7153 - BEŞ ODACIKLI ORTA KAYIT PROFİLİ	0.788	0.972	1.243
	DS01034-K	7153 - BEŞ ODACIKLI ORTA KAYIT PROFİLİ		1.225	1.559
	DS01035	7052 70X70 90 DERECELİK DÖNÜŞ PROFİLİ	1.594	1.968	2.523
	DS01036	7053 - 135 DERECELİK KÖŞE DÖNÜŞ PROFİLİ	1.192	1.468	1.875
	DS01039	7058 - DAR BAĞLANTI PROFİLİ (GRİYAJ)	1.596	1.967	2.516
	DS01046-K	7411 - YENİ SÜRME FİX KASA TAKVIYE DESTEK SACI	0.845	1.036	1.345
	DS01060	7411 - YENİ SÜRME FİX KASA "U" DESTEK SACI	0.523	0.647	0.847

DESTEK SACI	ÜRÜN KODU	KULLANIM YERLERİ	KALINLIK VE AĞIRLIK kg/m		
			1.25mm	1.55mm	2.05mm
	DS01040	7460 - CONPACT SÜRME KASA PROFİLİ	0.756	0.926	
	DS01041	7461 - CONPACT SÜRME KANAT PROFİLİ	0.697	0.856	
	DS01058	6143 DIAMOND SİSTEM EKONOMİK ORTA KAYIT PROFİL SACI.	0.728	0.899	
	DS01058-K	6143 DIAMOND SİSTEM EKONOMİK ORTA KAYIT PROFİL SACI.	0.876	1.076	